

Administration Techniques

Alison Nikitas
Immunisation Coordinator
Public Health Unit
March 2012

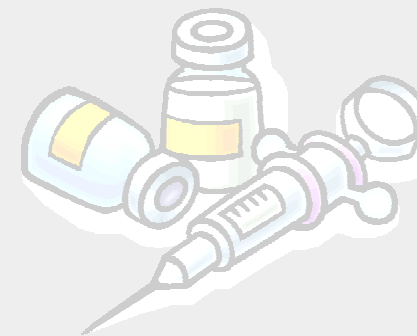


Needle Size...

Age or size of children & adults	Needle type
Infants, children or adults for IM vaccines	23 or 25* gauge, 25mm in length
Preterm babies (<37 weeks' gestation) up to 2 months of age & very small infants for IM vaccines	23 or 25* gauge, 16mm in length
Very large or obese people for IM vaccines	23 gauge, 38mm in length
Subcutaneous injections in all individuals	25 or 26 gauge, 16 mm in length

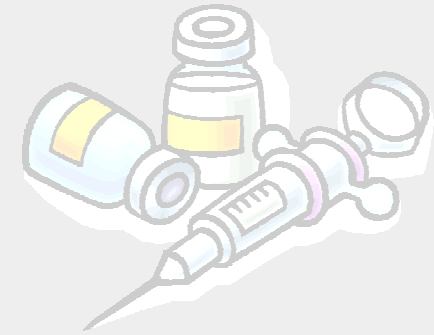
*If using a 25 gauge needle for an IM vaccination, ensure the vaccine is injected slowly over a count of 5 seconds to avoid injection pain and muscle trauma

Skin Prep...



- Gloves not routinely recommended for immunisation service providers. (9th ed.p39)
- Provided the skin is visibly clean, there is no need to use an antiseptic (eg. alcohol wipe) (9th ed.p43).
- If skin is visibly dirty, alcohol and other disinfecting agents **must** be allowed to dry before vaccination (otherwise there may be some increased injection pain). (9th ed. p43)

Injection sites...



- The ***anterolateral thigh*** is the recommended site for intramuscular (IM) administration of vaccines in infants **<12 months of age**.
- The ***deltoid*** is the recommended site for IM administration of vaccines in those **≥12 months of age**.

The ventrogluteal area is included as an alternative anatomical site for the administration of vaccines at any age.... It is important that vaccine providers using this site are trained in the recognition of the relevant anatomical landmarks.

Injection sites...

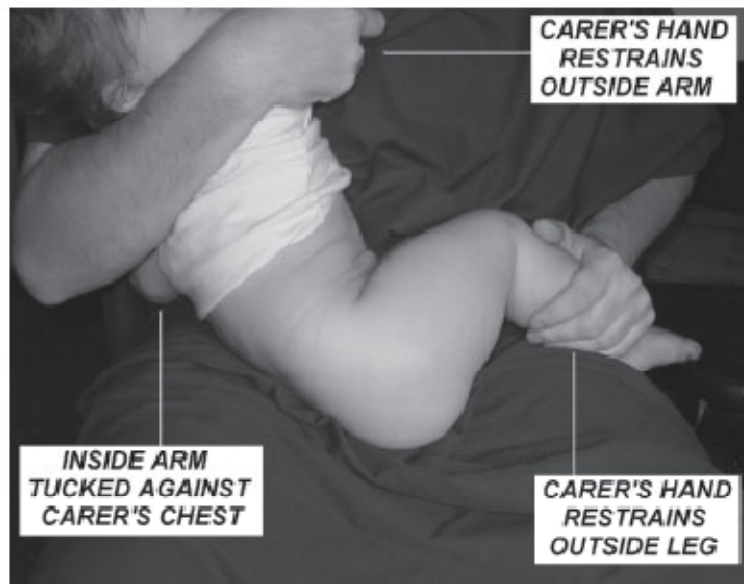
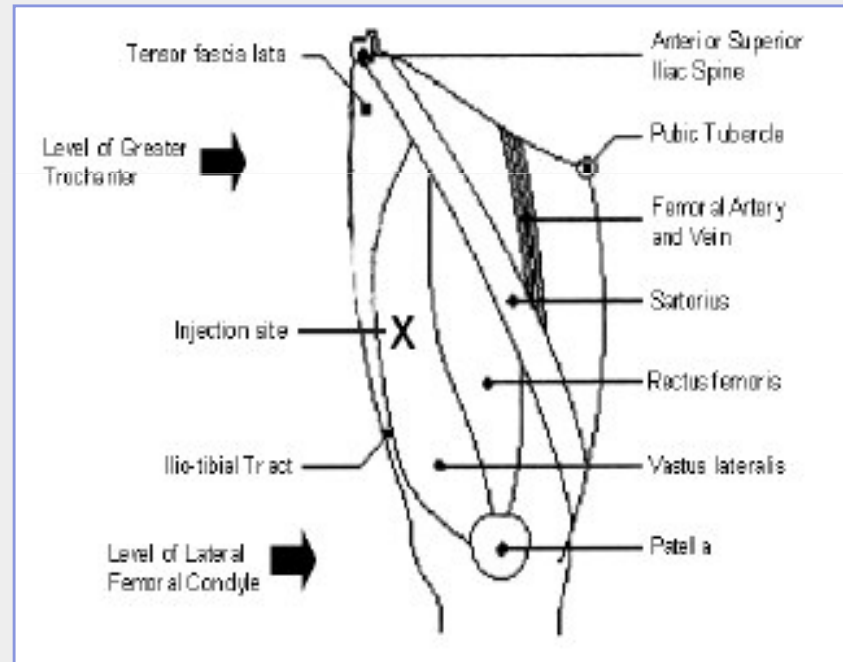


Photo courtesy Dr Joanne McIlroy, VIC



Photo courtesy Lloyd Edlin, RCH



Health

Injection sites (cont.)...

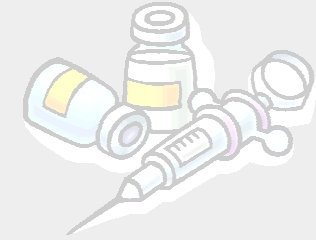
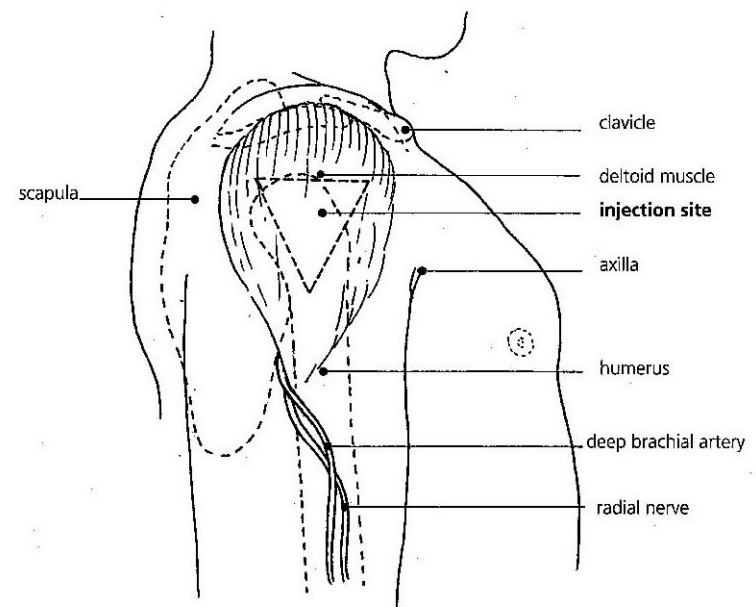
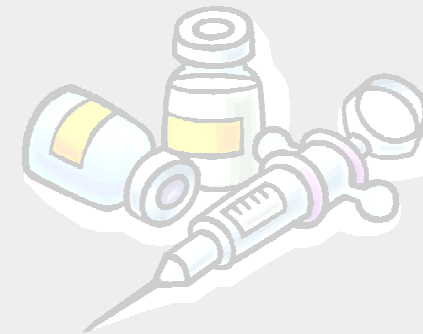


Photo courtesy Ann Kempe, MCRI, VIC

FIGURE 4: Deltoid injection site



Angle of insertion...



- The recommended angle of insertion of the needle for IM administration of vaccines is **90°** to the skin surface. [previously 60°] (9th ed p44)
- SC injections are usually administered at a 45° angle to the skin

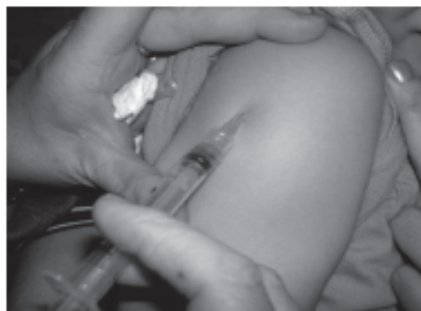
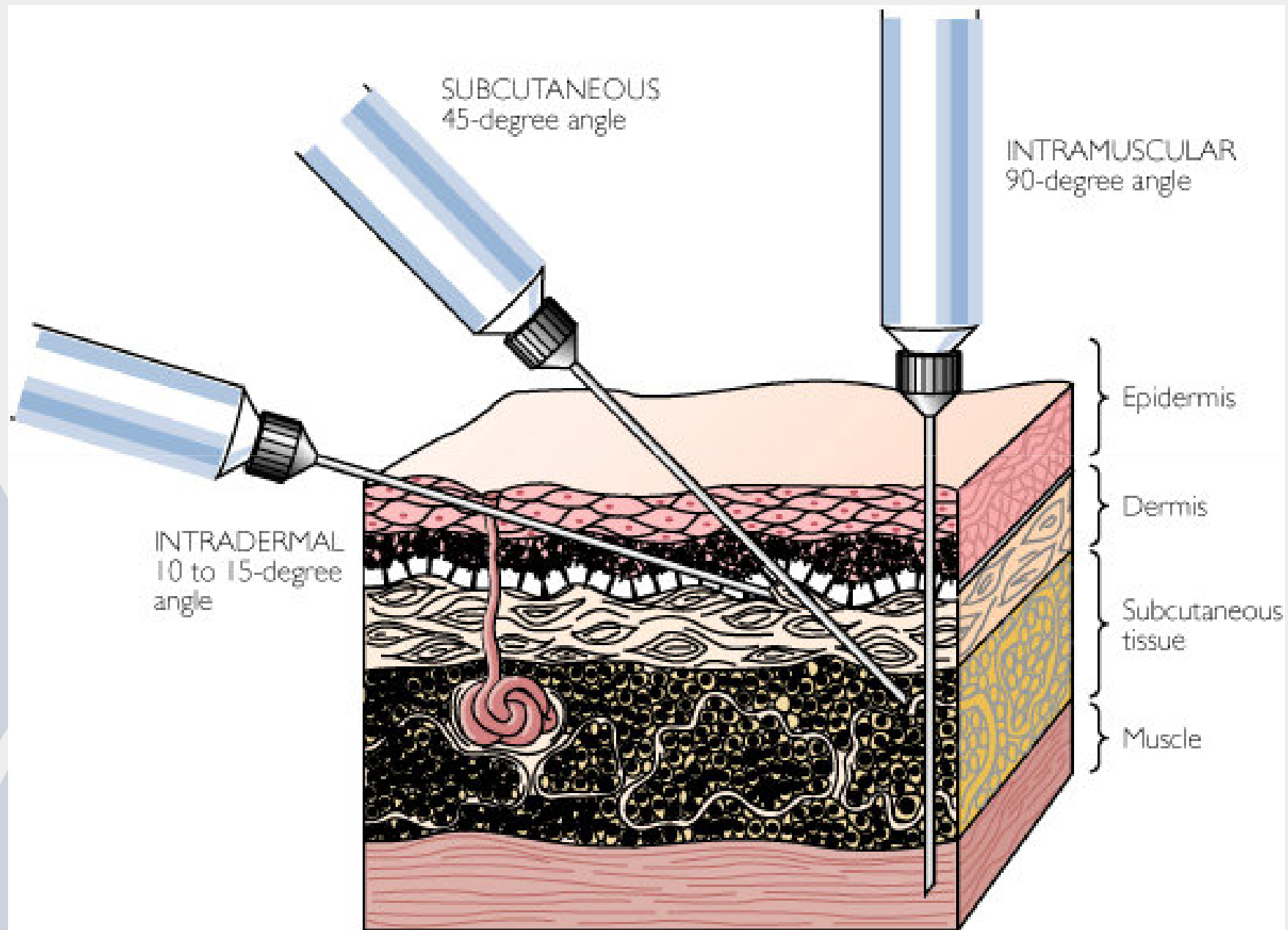
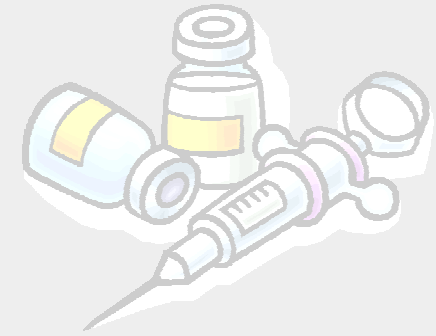


Photo courtesy Ann Kempe, MCRI, VIC

Subcutaneous injection



References



1. Australian Immunisation Handbook, 9th Edition, 2008, Department Of Health and Ageing
2. Multiple Injection Techniques and Information, Video Presentation, Wyeth Vaccines